

**FLAAMP**

**ANIMAL NUTRITION**

**CONFERENCE 2017**

---

# Welcome to the 8<sup>th</sup> FIAAP Animal Nutrition Conference

## Housekeeping notes:

- Thanks to our sponsor, Delacon!
- Coffee break and buffet lunch on exhibition floor.
- Presentations available here: [www.FIAAP-Conferences.com](http://www.FIAAP-Conferences.com)
- Take advantage of networking opportunities.
- Follow-up survey will be emailed after the event.
- Please silence your cell phone.

# World Feed Panorama:

Exploring global compound feed production volumes, trends

Speaker:

**Jackie Roembke**

Editor, *Feed International* magazine

WATT Global Media

**FIAAP**  
ANIMAL NUTRITION  
CONFERENCE **2017**



Presented by:


**Feed**International



**FV** select 2017  
FIAAP VICTAM graspas

# About World Feed Panorama

- Started in 1990
- Produced by consulting editors, Peter Best and Chris Wright
- Charts global compound feed production for food animals and aquaculture
- Focuses on the production of industrial feed mills; **excludes** pet food and on-farm production
- Volumes do not include premixes, concentrates, additives, straight ingredients



**FIAAP**  
ANIMAL NUTRITION  
CONFERENCE **2017**

FeedInternational



**FVG select 2017**  
FIAAP VICTAM graspecs

# 2016 World Compound Feed Tonnage

2016 volume:

**893.2 MMT**

2015 volume:

**884.4 MMT**

~ 1% increase



**FIAAP**  
ANIMAL NUTRITION  
CONFERENCE **2017**

FeedInternational



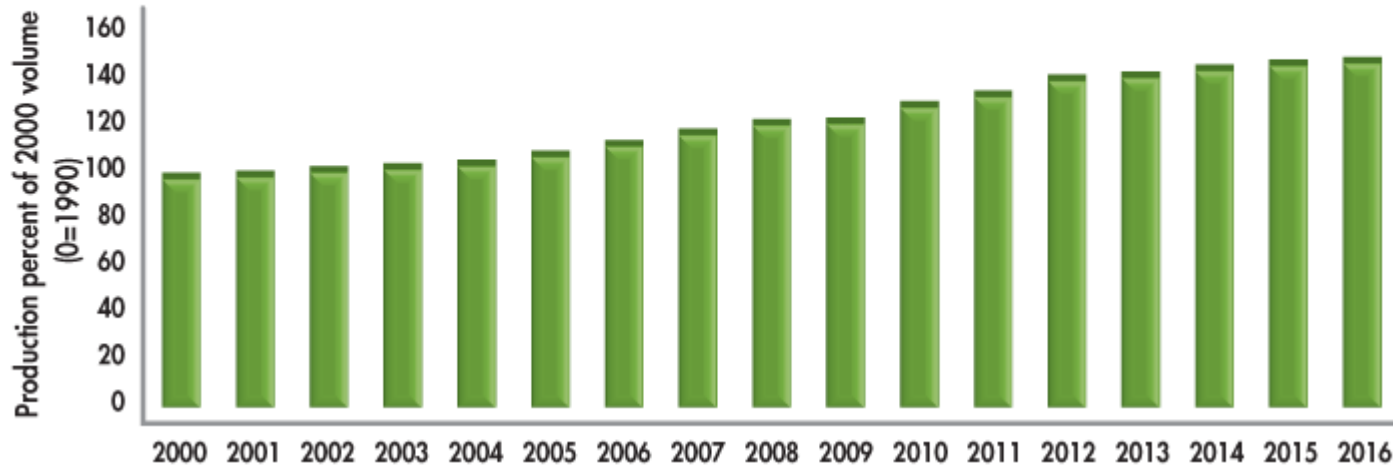
**FVGselect2017**  
FIAAP VICTAM graspec

# World Compound Feed Production Trend

## World feed production trend

2000-2016

Copyright: WATT Global Media



- 11% growth since 2011
- 42% increase since 2000

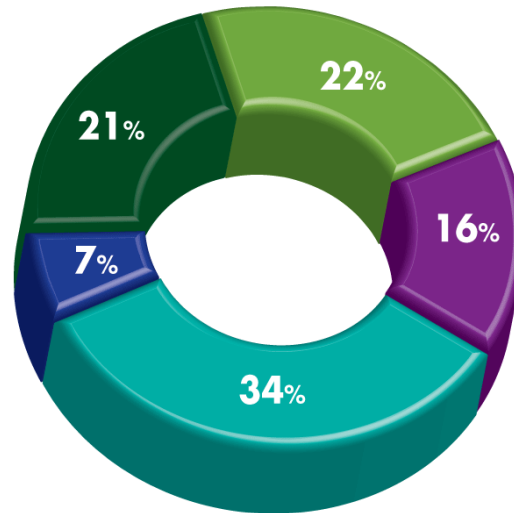
# Compound Feed Production By Region

- Asia-Pacific supplied **34%** of world compound feed production
- Europe/Russia, **22%**
- North America, **21%**
- Latin America, **16%**
- Middle East/Africa, **7%**

## 2016 compound feed market share

By region

Source: Feed International



# Top Feed Producing Countries: Market Share

## Top 5

United States, China, Brazil,  
Mexico, India  
= 50% of world production

## Top 10

= 63%

## Top 15

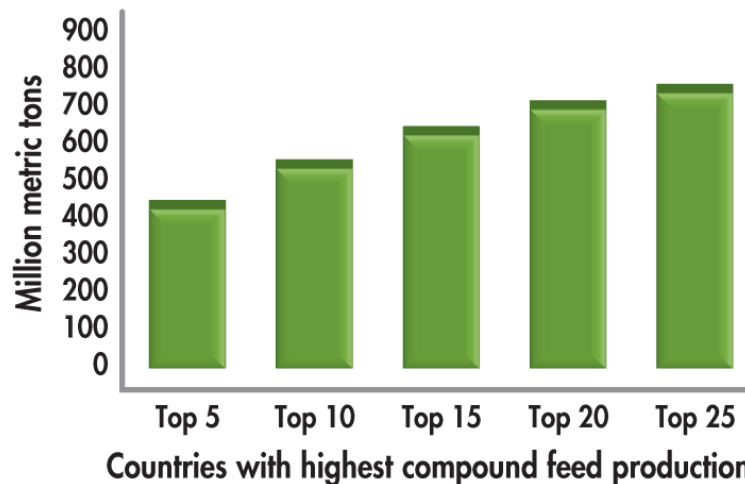
= 73%

## Top 20

= 81%

## Market share of top countries' 2016 compound feed production

Copyright: WATT Global Media



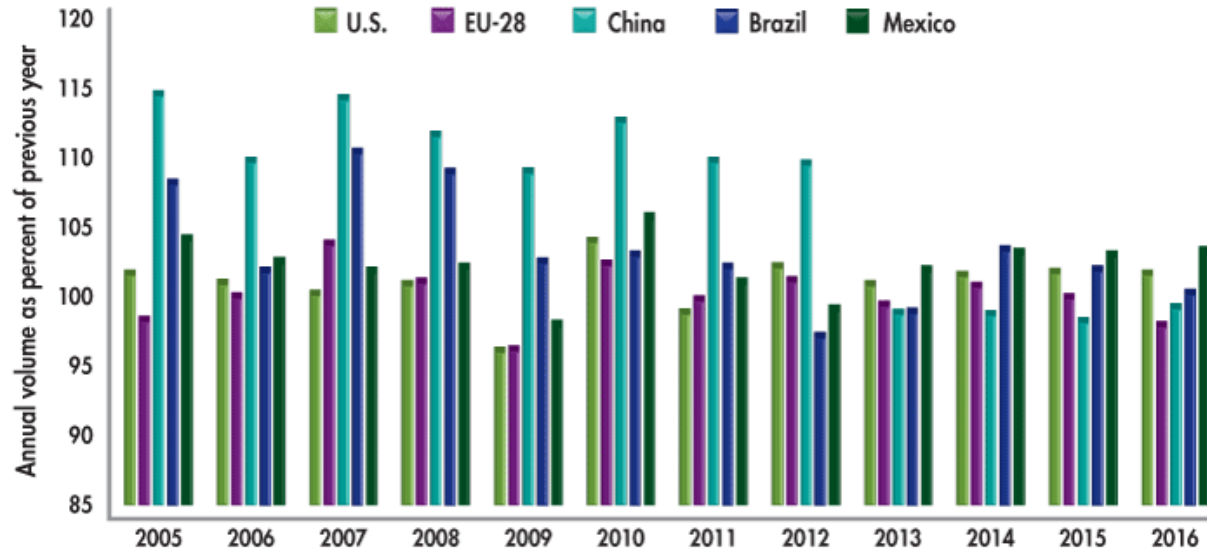


# Production Trends: Top Feed Producing Regions

## Compound feed volume trend of the top five feed-producing regions

2006-2016

Copyright: WATT Global Media



FeedInternational

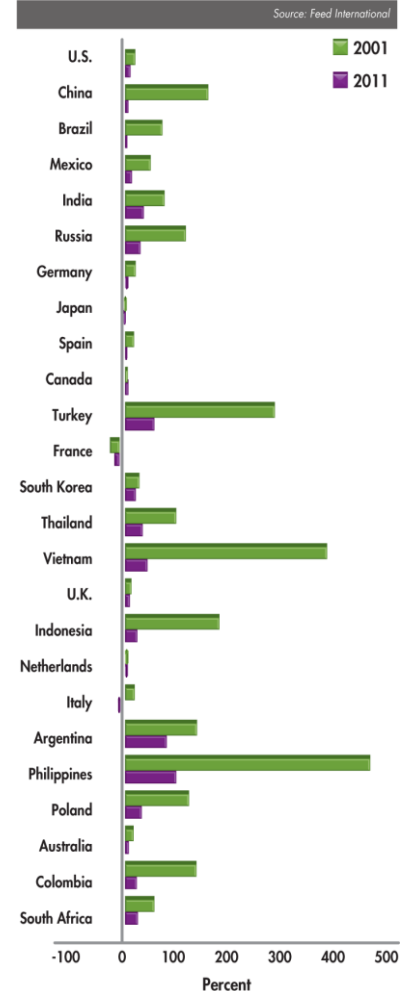


**FVGselect2017**  
FIAAP VICTAM graspecs

# Long-term Production Trends of Top 25 Countries

- Ranked by production volume in 2016 and compared to their past performance over a 5- and 15-year period.
- Mixture of mature markets and new contenders
- 9 of the top 25 countries are located in SE Asia
- Fast-rising players: India, Thailand, Indonesia, Vietnam, S. Korea, Philippines, Australia.
- European market is mature, production is slow growing and, in some cases, decreasing.
- Notable growth in Latin America.
- Turkey up 55% over 5-year period.

## 2016 compound feed production of Top 25 countries\*



**FIAAP**  
ANIMAL NUTRITION  
CONFERENCE **2017**

FeedInternational



**FVGselect2017**  
FIAAP VICTAM graspcas

# 2016 Top Compound Feed Producing Countries

Country	2016 Volume (x1000)
United States	169,335
China	149,757
Brazil	64,120
Mexico	32,201
India	31,616
Russia	24,655
Germany	23,315
Japan	23,187
Spain	21,668
Canada	20,914

# Compound Feed Production By Species

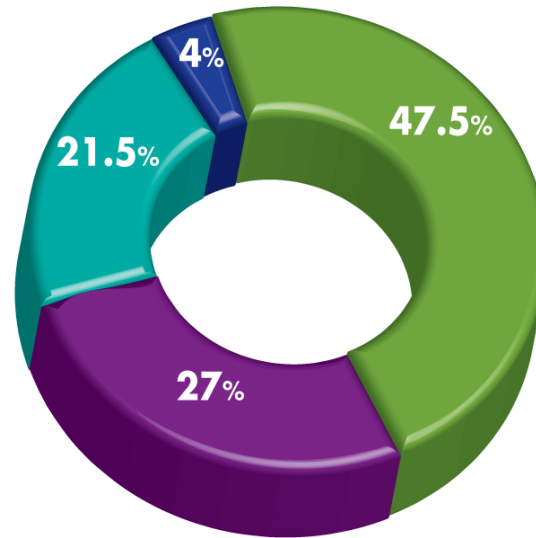
- Poultry dominant species sector in the compounds market, 47.5%
- Pig levels up to 27%
- Ruminants, 21.5%
- 4% aqua feeds, flat

## 2016 compound feed production

By species

Source: Feed International

Poultry Pig Ruminant Aqua



# 2017 Compound Feed Outlook

- Volumes expected to rise slightly.
- Forecast: 1 to 1.5% growth
- Grain prices likely to remain low.
- China may rebound, but will not see much large growth.
- Emerging markets will continue to grow.
- European production will stay flat.
- Geopolitical issues and animal diseases may impact on production

# 2017 World Feed Panorama Recap

- 2016 world compound production hit 893.2 million metric tons.
- The United States is the world's largest compound feed producer.
- Emerging markets – many in Asia – are the fastest growing in terms of compound feed production, achieving volumes 300% greater than in 2001.
- Integration will continue to reduce on farm feed production. The potential size of that market – no one knows.
- Poultry accounts for greatest market share of compound production and will continue to do so into the future.
- Volumes expected to rise slightly in 2017, but global feed production will not hit 1 billion metric tons in the near future.

## For more information...

- Full report in June edition of *Feed International*
- Keep an eye out for October/November Top Feed Companies issue
- WATTAgNet.com
  - Market Data
  - Top Feed Companies Database

# Thank you!

**Jackie Roembke**

Editor, Feed International

[jroembke@wattglobal.com](mailto:jroembke@wattglobal.com)

FeedInternational



**FVGselect2017**  
FIAAP VICTAM graspec